



LF

LIVING FIRE



IRONHEART

THE ESSENCE OF ESSE

Everything we know about cooking and heating
distilled into an iconic range of cook stoves.

THE

IRONHEART FAMILY

The Ironheart family is our flagship range: encapsulating everything we know about cooking and heating in one beautifully simple stove.

These versatile wood fired cook stoves offer a large clear view of the flames in the firebox and provide a dependable source of heat and sustenance.

Its timeless design and simple styling reflect a state of the art piece of quality British engineering incorporating more than 160 years of ESSE cooking stove design and innovation.

Hand-made in Britain by a team of dedicated craftsmen with decades of experience, Ironheart cook stoves combine tradition and practicality. The durable exterior conceals super-efficient clean-burn technology that extracts maximum energy from the

combustion process and stores heat for many hours after lighting.

Providing years of faithful service, our Ironheart cooking stoves are engineered to exacting standards that ensure they can be relied upon to provide a constant source of warmth and comfort.

ESSE cooking stoves have a loyal following around the world: from Alpine ski chalets to the Australian outback, the Ironheart's unique combination of durable British design and dependable performance adds a touch of style and luxury to even the most out of the way country cottages or rural retreat.

IRONHEART



BAKEHEART



WARMHEART



WARMING YOUR HEART AND YOUR HOME

SINCE
1854

FROM A
FAST BOIL
TO A
LAZY SIMMER

(SAME HOTPLATE, DIFFERENT
TEMPERATURE ZONES)

A COOKER
TO GET
FIRED UP
ABOUT

3 WAYS TO COOK

ON AN ESSE IRONHEART



Image courtesy of deVOL kitchens



DIRECT TO HOB

Sizzle, steam, toast, braise, boil and fry. An ESSE cast iron hotplate offers multiple cooking methods. A heavy based pan or griddle can be heated on the hob. Searing, chargrilling or toasting can take place directly on the hotplate, and the dome design of the ESSE bolster lids creates a steam environment.

Cast iron hotplates are graduated temperature surfaces with the most concentrated heat always centred above the firebox. Bakeheart and Warmheart incorporate a hob with removable cast iron rings ideal for cradling a round based pan or wok.



OVER EMBERS

Savour the exceptional flavours of wood fired cooking. The ESSE **Bakeheart** and **Warmheart** include shelved firebricks and a rack for cooking in your firebox.

As your flame subsides to glowing embers, consider the wood fired flavours you can bring to your dishes. The glazed door allows sight of food during cooking.

You too can achieve that classic restaurant chargrill bar mark.




ROAST IN THE OVEN

Maximise the energy created by your wood fired stove. For Ironheart and Bakeheart the heat generated in your firebox is transferred to an oven. The ovens are designed deeper than they are wide to minimise heat loss upon opening the oven door. This creates the perfect surround heat baking or roasting environment.

The oven incorporates an ESSE thermo-dial. With regulation of your fire you can cook at ESSE dial guide COOK (100-120°C) through to ESSE dial guide VERY HOT (260°C).

Variable shelf positions and the ability to cook direct to the oven floor grant further oven capacity and versatility.



Gourmet Farmer Chef, Matthew Evans swears by the ESSE Ironheart

QUALITY BRITISH ENGINEERING

— AND TIMELESS CLASSIC DESIGN —



Made in Britain since 1854, ESSE continues to be a pioneer of clean burning, energy efficient heating and cooking stove design. Our beautifully hand crafted cookers are the choice of credited chefs and hosts worldwide for lavish dining and entertaining.

Florence Nightingale would use no other brand at her field hospital in Balaclava while Sir Ernest Shackleton relied on an ESSE stove on his Antarctic expeditions.

The Chefs at River Cottage and the Gourmet Farmer himself, Matthew Evans all agree that nothing cooks like an ESSE.

IRONHEART
AT THE HEART OF YOUR HOME

COOKING
HEATING
COMFORTING
— ALL IN ONE —





Crafted in the UK



This stunning viewing window will warm your heart and heat your home

IRONHEART is a stove and a range cooker in one, combining the best of our two main product lines. With a powerful 80m2 heat output and plenty of room to bake, boil, roast and braise, cooking and heating come together in one robust cook stove for your home.

Unlike our traditional range cookers, which are designed to contain heat, the Ironheart has convection panels that radiate warmth like a wood-burning stove.

The large firebox can burn logs of up to 500mm (19½ inch). And, you'll enjoy watching the flames leap and flicker through the large clear glass window, a picture-perfect view.

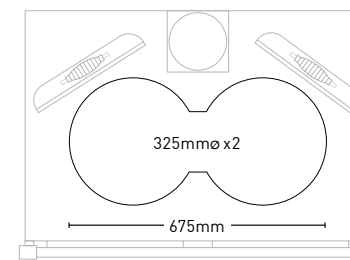
The Ironheart is equipped to bring out the very best in creative cooks – so no wonder it's become a firm favourite with head chef Gill Meller and his team at River Cottage HQ.

The oven has a 47-litre capacity and you can also cook over direct heat in the firebox, while the 'dog-bone' cast iron hotplate will

comfortably accommodate up to six pans.

An optional 'hostess shelf' has been designed to fit to the side of the Ironheart to extend the top and give an additional preparation space or will fit a standard, off the shelf, domino hob.

CAST IRON HOTPLATE



Cook directly on the dog-bone hob for sizzling results

81% EFFICIENT
ENERGY RATED A
8KW OUTPUT

PERFECT FOR HEATING
WITH A LARGE VIEW OF THE FIRE

JUST ADD HOT WATER!
(ALSO AVAILABLE WITH HOT WATER)

6 PAN HOTPLATE!
INVITE MORE GUESTS!

PERFECT FOR EATING
CAPACIOUS OVENS AND EXPANSIVE HOB TOP EQUIPPED TO FEED THE FAMILY

ENGINEERED TO LAST
& **MADE IN BRITAIN**

The new Bakeheart is an elegantly proportioned wood fired cooking stove that provides room-filling radiant heat, a graduated temperature hob and a generous baking oven.

BAKEHEART



BAKING HEAVEN

FROM YOUR DAILY BREAD TO SIMPLY DIVINE CAKES



GRADUATED TEMPERATURE HOTPLATE TECHNOLOGY
Additional heat control to advance your cooking options

HEAT SHIELD STANDARD

CLEAR VIEW OF THE FIRE

32 LTR OVEN
Reaches cooking temperature within 30 minutes of lighting

OUTSIDE AIR STANDARD

SIMPLE AIR CONTROL

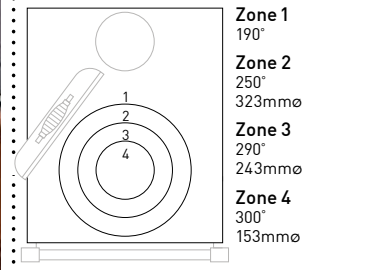
Using the same principles as our best-selling Ironheart, offering a clear view of the flames through the large glass door to the firebox, the wood fired **BAKEHEART** provides ample heat to keep a cottage kitchen warm and toasty all night long with an extra long burn time.



ESSE's unique heat transfer stove technology efficiently channels heat from the firebox into the 32-litre oven and hob, bringing them up to cooking temperature within 30 minutes of lighting.

Combine with a hot water jacket and the Bakeheart can also provide hot water while the hob and oven will cook a limitless range of wholesome and hearty dishes from warming casseroles to heavenly home-baked bread.

CAST IRON GRADUATED HOTPLATE



Designed to accommodate dry, seasoned logs of up to 360mm 14inch length the Bakeheart can be installed pretty much anywhere to provide a reliable, 'off-grid' source of heat for extended periods.

Whether it's providing heat and hot water in a shack up in the mountains or wood fired pizzas on the verandah at the beach house, the Bakeheart can be counted on to deliver heat and sustenance, day in, day out.

50m2 HEAT OUTPUT



MAKE IT THE HEART OF YOUR HOME



WARMHEART

This charming and compact wood fired cooking stove is the perfect heating solution for a country cottage or outback country cabin.

64% EFFICIENT
POWERFUL 50M2
HEAT OUTPUT

AVAILABLE WITH
HOT WATER

LIVE OFF THE GRID:
NO MAINS REQUIRED

OUTSIDE AIR
STANDARD



**STEAKS ON
THE HOTPLATE**

— OR —

**FISH IN
THE FIREBOX**

SPECTACULAR CULINARY VERSATILITY

**ROOM-FILLING
RADIANCE**

HEATS

**THE WHOLE
KITCHEN**

**DESIGN
ICON**

**CLASSIC LINES
ENDURING BEAUTY**

While our enamel range cookers are designed to contain heat, the **WARMHEART** incorporates convection panels that radiate warmth into the room for long periods on a single load – just like our wood stoves.

The Warmheart provides ample heat to keep things warm and toasty while a casserole bubbles away on the hob or a couple of steaks sizzle in the firebox.

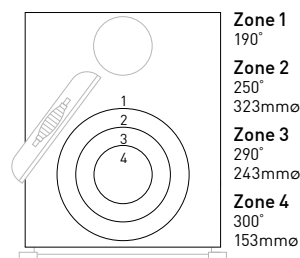
ESSE's unique heat transfer stove technology efficiently channels heat from the firebox into the graduated temperature hob, bringing it up to cooking temperature within just a few minutes of lighting.

Combine with a hot water jacket and the 50m2 Warmheart will also provide hot water while the hob can be used to boil a kettle, cook a casserole or griddle a steak.

Designed to accommodate dry, seasoned logs of up to 360mm (14inch) length the Warmheart can be installed pretty much anywhere to provide a reliable, 'off-grid' source of heat over extended periods – no mains services required.

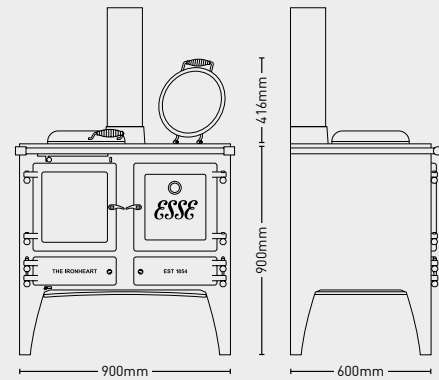
Whether it's providing heat and hot water in a remote mountain hut or chargrilled T-bones or fresh cooked fish after a day fishing on the lake, the Warmheart can be counted on to deliver consistent heat and sustenance, wherever and whenever you need it.

CAST IRON GRADUATED HOTPLATE



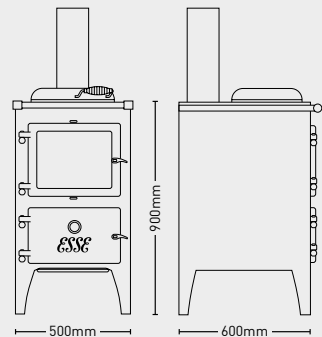
TECHNICAL SPECIFICATIONS

IRONHEART



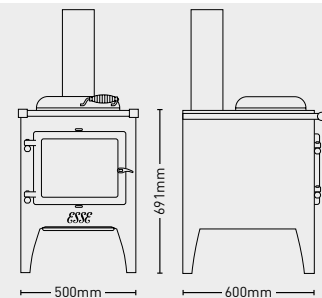
Heat output	80m2	Flue pipe diameter	150mm (6inch)
Max efficiency %	81%	Outside air kit	Optional
Emissions	1.9 grms	Log burning firebox grate	Optional
Weight	370kg	Overnight burn	Yes
OVEN CAPACITY	47.8 litres	Optional hot water model	4kW
W: 320mm H: 340mm D: 440mm		Pre-heated secondary airwash	Yes
Firebox can accommodate up to	500mm logs	CLEARANCE TO COMBUSTIBLES	
Hotplate capacity	Up to 6 pans	From Sides: 160mm; Rear: 200mm	

BAKEHEART




Heat output	50m2	Flue pipe diameter	150mm (6inch)
Efficiency %	66%	Outside air kit	Yes
Emissions	1.4 grms	Overnight burn	Yes
Weight	195kg	Optional hot water model	2.8kW
OVEN CAPACITY	32 litres	Single air control	Yes
W: 350mm H: 200mm D: 450mm		CLEARANCE TO COMBUSTIBLE	
Graduated temperature cast iron hotplate	190-300°C	From Sides: 130mm; Rear: 225mm	
Firebox can accommodate up to	360mm logs		

WARMHEART



Heat output	50m2	Flue pipe diameter	150mm (6inch)
Efficiency %	64%	Outside air kit	Yes
Emissions	1.5 grms	Overnight burn	Yes
Weight	155kg	Optional hot water model	2.8kW
Graduated temperature cast iron hotplate	190-300°C	Single air control	Yes
Firebox can accommodate up to	360mm logs	CLEARANCE TO COMBUSTIBLES	
		From Sides: 350mm; Rear: 125mm	



Over 160 years
OF ESSE
ENGINEERING
CRAFT &
INNOVATION

REFINED INTO THE CLASSIC IRONHEART FAMILY



LIVING FIRE

PAUL AGNEW | DESIGNS

Richmond Showroom:
361 Swan Street, Richmond 3121

Bayside Showroom:
148-150 Cochranes Rd, Moorabbin 3189

03 99 777 888

www.livingfire.com.au

ESSE