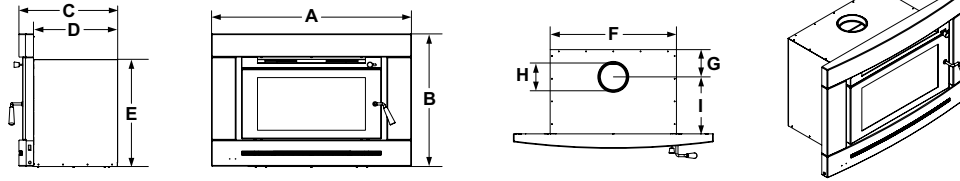




LIVING FIRE

BERWICK & BELLERIVE

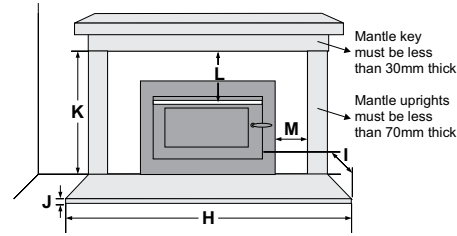


Unit Dimensions	A	B	C	D	E	F	G	H	I
Bellerive	1100	730	544	464	590	695	150	153	314
Berwick	940	698	479	415	585	637	177	153	238

Minimum Fireplace Opening	Width	Height	Depth
Bellerive	699	597	468
Berwick	640	589	420

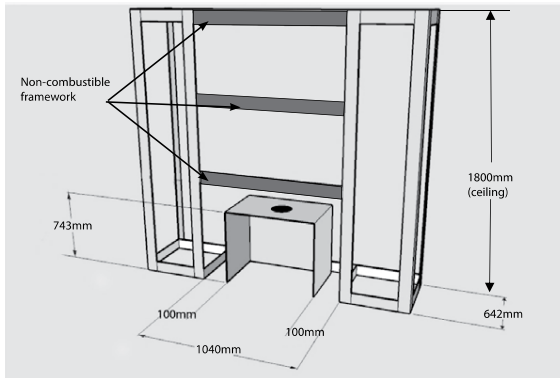
Masonry Chimney Hearth Clearances	H	I	J	K	L	M
Bellerive	1017	400	110	1200	600	30
Berwick	875	350	110	1185	600	30

Zero Clearance Hearth Dimensions	H	I	J
Bellerive	1017	820	30
Berwick	875	570	24



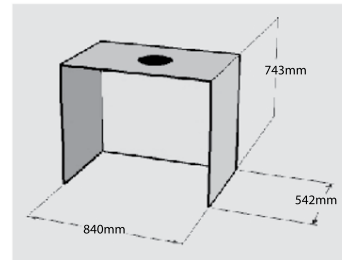
Note: Hearth clearances can be reduced by raising the heater above the hearth.

ZERO CLEARANCE DIMENSIONS TO COMBUSTIBLE MATERIALS



IMPORTANT: Non-combustible sheeting of a minimum thickness of 9mm must be used on the front face of the enclosure.

ZERO CLEARANCE BOX DIMENSIONS



Ceiling requires 100mm airgap where flue penetrates (minimum 450mm diameter cutout).

ALL FRAMING MATERIAL (WHERE SHADED) MUST BE NON-COMBUSTIBLE

NOTE: The Bellerive and Berwick are approved for zero clearance installations – please see manual for exact instructions. It is important to understand and check local regulations prior to commencing installation.

NOTE: Heating capacity and any burn times are a guide only and can be affected by some or all of the following examples: drafts under doorways or between floorboards, large glass areas not covered by heavy drapes/curtains, green, wet or damp wood, ceiling heights greater than 2.4 metres or cathedral type ceilings, poor or no insulation.

All product specifications are subject to change without notice. Before installing refer to the relevant product manual for full and up to date information. Product pictures are a guide only, all wood fires must be installed as per AS 2918. All Regency wood fires exceed stringent joint Australian and New Zealand Standards AS/NZS 4012/4013 (2014). Not all products are available at all outlets.

Energy Specifications

Optimum Efficiency	61%
--------------------	-----

General Specifications

Product Size	Small
Emissions (g/kg)	0.6
View Area	1306 sq.cm.
Room Size	Medium
Vent Type	Double Wall Pipe
Vent Size (Air Intake)	N/A
Vent Size (Exhaust)	152mm

Min. fireplace opening

Width (front)	640 mm
Height	589 mm
Depth	420 mm

LIVING FIRE
PAUL AGNEW | DESIGN

Richmond Showroom:
361 Swan Street, Richmond 3121

Bayside Showroom:
148-150 Cochranes Rd, Moorabbin 3189

03 99 777 888 www.livingfire.com.au