



By appointment to The Royal Danish Court

# morsø



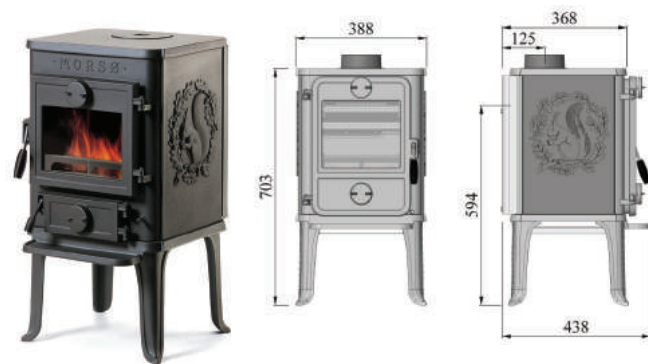




### Morsø 1400 Series

Constructed using the highest quality robust cast iron, this compact clean burning stove is the perfect heat source for smaller spaces. The sides of the stove embrace the squirrel logo synonymous with the Morsø brand.

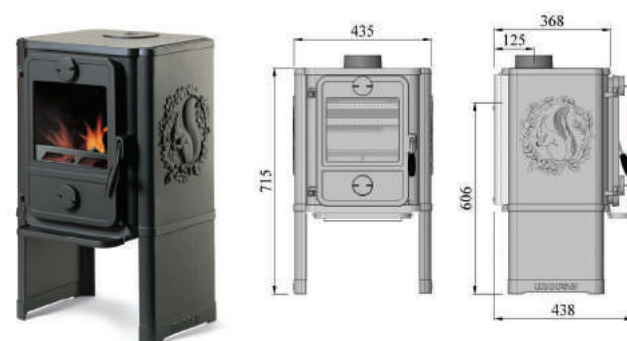
#### Morsø 1410



Heats up to 90m<sup>2</sup>  
See sizes and specs on page 10.

Flue Shield Configuration	Rear	Side	Front	Corner
Rear Flue Shield or Perforated Mesh	150	600	300	600

#### Morsø 1440



Heats up to 90m<sup>2</sup>  
See sizes and specs on page 10.

Flue Shield Configuration	Rear	Side	Front	Corner
Rear Flue Shield or Perforated Mesh	150	230	300	150

Clearances based on installation standard 6" flue kit with 900mm stainless steel flue shield or perforated mesh.

### Morsø 4143

The sleek, contemporary styling of the Morsø steel range embraces minimalist design. The front is dominated by the large glass door, which ensures maximum enjoyment of the fire.



Heats up to 120m<sup>2</sup>  
See sizes and specs on page 10.

Flue Shield Configuration	Rear	Side	Front	Corner
Rear Flue Shield or Perforated Mesh	100	400	300	175

Clearances based on installation 6" triple skin flue kit with a perforated mesh flue shield.

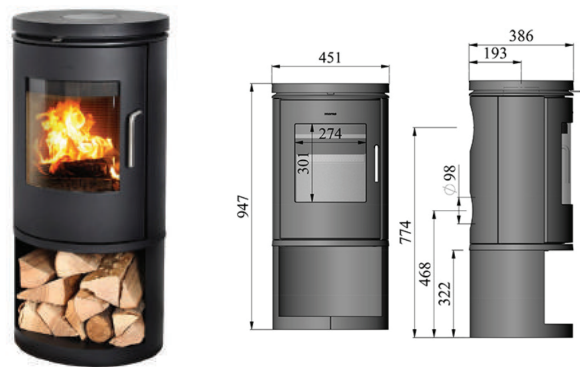




## Morsø 6100 Series

One of the most popular Morso models due to the simple but elegant Danish design. The fire is a piece of indoor sculpture – a beautifully handcrafted and wonderfully efficient heat source.

### Morsø 6143



Heats up to 100m<sup>2</sup>  
See sizes and specs on page 10.

Flue Shield Configuration	Rear	Side	Front	Corner
Solid Flue Shield or Perforated Mesh	150	425	300	210

### Morsø 6148



Heats up to 100m<sup>2</sup>  
See sizes and specs on page 10.

Flue Shield Configuration	Rear	Side	Front	Corner
Rear Flue Shield or Perforated Mesh	150	425	300	210

Clearances based on installation standard 6" flue kit with a 130° X 900mm stainless steel flue shield or perforated mesh flue shield.

## Morsø 6600 Series

Danish artistic expression sets the 6600 series apart from the crowd. The combination of cast iron, glass and an elliptical shape is complimented by a unique double door maximising the glass viewing area, and providing a 180-degree view of the flames.

### Morsø 6612 & 6643



Heats up to 120m<sup>2</sup>  
See sizes and specs on page 10.

Flue Shield Configuration	Rear	Side	Front	Corner
Solid Flue Shield	225	625	300	300

Clearances based on installation standard 6" flue kit with a 8" Solid decorative flue shield.

### Morsø 6670



Heats up to 120m<sup>2</sup>  
See sizes and specs on page 10.

Flue Shield Configuration	Rear	Side	Front	Corner
No shielding	-	650	300	-

Clearances based on installation 6" triple skin flue kit (The 6670 must be mounted against a non-combustible structurally sound wall).

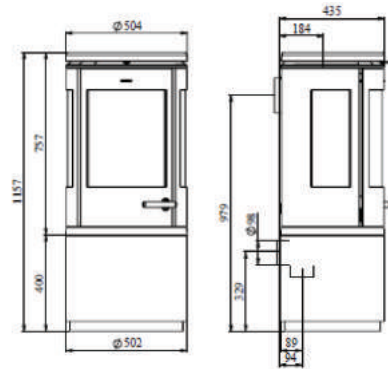




## Morsø 7900 Series

These high efficiency wood burners make a focal statement with the large curved front window and double-glazed glass to the sides. Small details are designed to delight, such as the polished stainless steel handle and self-closing door, which slides into place with a soft click.

### Morsø 7943



Heats up to 150m<sup>2</sup>  
See sizes and specs on page 10.

Flue Shield Configuration	Rear	Side	Front	Corner
Solid Flue Shield or Perforated Mesh	135	625	350	400

**Cabinet Door**  
The elegantly curved door matches the shape of the base and permits 'invisible' storage of various equipment. The easy-to-fit door is available as an optional extra.

Clearances based on installation 6" triple skin flue kit with a perforated mesh flue shield.

The 7900 series is available with optional soap stone heat storage, which allows you to utilise the fire's heat more efficiently and enjoy the heat many hours after the last firing.

### Morsø 7948



Heats up to 150m<sup>2</sup>  
See sizes and specs on page 10.

Flue Shield Configuration	Rear	Side	Front	Corner
Solid Flue Shield or Perforated Mesh	135	625	350	400

Clearances based on installation 6" triple skin flue kit with a perforated mesh flue shield.

**7900 Series Heat Storage**  
Available in either low or high top module, the low module having one heat storage stone and the high top three.

You control whether the heat from the stove's combustion chamber should be delivered directly to the room or stored in the stones.

Overseas model shown to demonstrate sample of heat banks.







### Morsø 8843

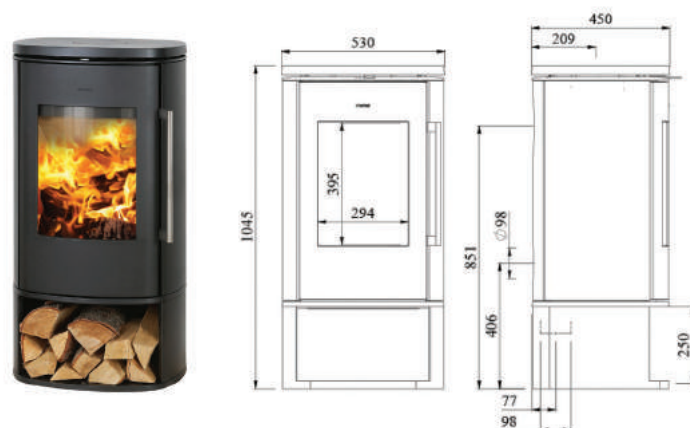
The Morso 8843 is one of the most powerful Morso stoves. Manufactured from cast iron with the latest in combustion technology means extended burn times from one of the larger fireboxes in Morso's range.

Features include a one-touch operating lever, self closing glass door and cool to the touch door handle.

Heats up to 150m<sup>2</sup>  
See sizes and specs on page 10.

Flue Shield Configuration	Rear	Side	Front	Corner
Solid Flue Shield or Perforated Mesh	75	400	450	225

Clearances based on installation 6" triple skin flue kit with a perforated mesh flue shield.



Firewood Box & Wood Carrier



Loop Log Ring



Curva Wood Carrier



Wood Carrier



Conform Fire Tools



Classic Fire Tools



Ellipse Fire Tools



Loop Fire Tool Set



Complete Fire Tools



Curva Poker



Curva Fire Tool Set




Morsø Leather Glove



Ash & Storage Bucket



Squirrel Trivet




Classic Trivet



# Dimensions & Specifications

## Morsø 1410



Weight	70kg
Heat Output (Nominal)	6.8kW
Approx. heat area	60-90 m <sup>2</sup>
Efficiency	65%
Emissions	1.4g/Kg
Flue exit top/rear fits to	ø150mm
Hearth Dimensions (WxD) mm*	788 x 818
Thickness: Equal to minimum 6mm Cement Sheet	
* Hearth depth includes minimum of 300mm in front	
<b>Clearances to combustibles</b>	
Sides	600mm
Rear	150mm
Corner	600mm

## Morsø 1440



Weight	85kg
Heat Output (Nominal)	6.8kW
Approx. heat area	60-90 m <sup>2</sup>
Efficiency	65%
Emissions	1.4g/Kg
Flue exit top/rear fits to	ø150mm
Hearth Dimensions (WxD) mm*	665 x 818
Thickness: Equal to minimum 3.5mm Cement Sheet	
* Hearth depth includes minimum of 300mm in front	
<b>Clearances to combustibles</b>	
Sides	230mm
Rear	150mm
Corner	150mm

## Morsø 4143



Weight	105kg
Heat Output (Nominal)	7.6kW
Approx. heat area	90-120 m <sup>2</sup>
Efficiency	68%
Emissions	1.4g/Kg
Flue exit top/rear fits to	ø150mm
Hearth Dimensions (WxD) mm*	859 x 764
Thickness: Equal to minimum 6mm Cement Sheet	
* Hearth depth includes minimum of 300mm in front	
<b>Clearances to combustibles</b>	
Sides	400mm
Rear	100mm
Corner	175mm

## Morsø 6143



Weight	114kg
Heat Output (Nominal)	8.0kW
Approx. heat area	80-100 m <sup>2</sup>
Efficiency	65%
Emissions	1.5g/Kg
Flue exit top/rear fits to	ø150mm
Hearth Dimensions (WxD) mm*	712 x 836
Thickness: Equal to minimum 6mm Cement Sheet	
* Hearth depth includes minimum of 300mm in front	
<b>Clearances to combustibles</b>	
Sides	425mm
Rear	150mm
Corner	210mm

## Morsø 6148



Weight	110kg
Heat Output (Nominal)	8.0kW
Approx. heat area	80-100 m <sup>2</sup>
Efficiency	65%
Emissions	1.5g/Kg
Flue exit top/rear fits to	ø150mm
Hearth Dimensions (WxD) mm*	712 x 836
Thickness: Equal to minimum 6mm Cement Sheet	
* Hearth depth includes minimum of 300mm in front	
<b>Clearances to combustibles</b>	
Sides	425mm
Rear	150mm
Corner	210mm

## Morsø 6612



Weight	138kg
Heat Output (Nominal)	10.8kW
Approx. heat area	100-120 m <sup>2</sup>
Efficiency	64%
Emissions	1.5g/Kg
Flue exit top/rear fits to	ø150mm
Hearth Dimensions (WxD) mm*	860 x 907
Thickness: Equal to minimum 6mm Cement Sheet	
* Hearth depth includes minimum of 300mm in front	
<b>Clearances to combustibles</b>	
Sides	625mm
Rear	225mm
Corner	300mm

## Morsø 6643



Weight	123kg
Heat Output (Nominal)	10.8kW
Approx. heat area	100-120 m <sup>2</sup>
Efficiency	64%
Emissions	1.5g/Kg
Flue exit top/rear fits to	ø150mm
Hearth Dimensions (WxD) mm*	860 x 907
Thickness: Equal to minimum 6mm Cement Sheet	
* Hearth depth includes minimum of 300mm in front	
<b>Clearances to combustibles</b>	
Sides	625mm
Rear	225mm
Corner	300mm

## Morsø 6670



Weight	120kg
Heat Output (Nominal)	10.8kW
Approx. heat area	100-120 m <sup>2</sup>
Efficiency	64%
Emissions	1.5g/Kg
Flue exit top/rear fits to	ø150mm
Hearth Dimensions (WxD) mm*	860 x 699
Thickness: Equal to minimum 6mm Cement Sheet	
* Hearth depth includes minimum of 300mm in front	
<b>Clearances to combustibles</b>	
Sides	650mm
Rear	N/A
Corner	N/A

## Morsø 7943



Weight	162kg
Heat Output (Nominal)	12.5kW
Approx. heat area	100-150 m <sup>2</sup>
Efficiency	73%
Emissions	1.3g/Kg
Flue exit top/rear fits to	ø150mm
Hearth Dimensions (WxD) mm*	900 x 922
Thickness: Equal to minimum 6mm Cement Sheet	
* Hearth depth includes minimum of 350mm in front	
<b>Clearances to combustibles</b>	
Sides	625mm
Rear	135mm
Corner	400mm

## Morsø 7948



Weight	156kg
Heat Output (Nominal)	12.5kW
Approx. heat area	100-150 m <sup>2</sup>
Efficiency	73%
Emissions	1.3g/Kg
Flue exit top/rear fits to	ø150mm
Hearth Dimensions (WxD) mm*	900 x 920
Thickness: Equal to minimum 6mm Cement Sheet	
* Hearth depth includes minimum of 350mm in front	
<b>Clearances to combustibles</b>	
Sides	625mm
Rear	135mm
Corner	400mm

## Morsø 8843



Weight	183kg
Heat Output (Nominal)	7.2kW
Approx. heat area	100-150 m <sup>2</sup>
Efficiency	69%
Emissions	0.8g/Kg
Flue exit top/rear fits to	ø150mm
Hearth Dimensions (WxD) mm*	740 x 975
Thickness: Equal to minimum 6mm Cement Sheet	
* Hearth depth includes minimum of 450mm in front	
<b>Clearances to combustibles</b>	
Sides	400mm
Rear	75mm
Corner	225mm



By appointment to The Royal Danish Court

# morsø

# MORSØ

## The New Black

It's easy to enjoy long and cosy evenings under the stars with the Morso Living range. With the substantial Forno, hosts have an oven, grill, smoker and rollicking fire in one. The portable Grill Forno offers perfect grilling, while the Forno Gas BBQ provides easy cooking for roasts and larger meats. These outdoor ovens and fires are a symphony of Danish Design, fire and food - just what every good night out needs - Hygge at its best.

**Explore the possibilities, ask your retailer  
for a brochure today or visit [castworks.com.au](http://castworks.com.au)**



Your Morsø dealer

castworks  
home heating specialists

DISTRIBUTORS  
FOR

By appointment to The Royal Danish Court  
**morsø**

The information in this brochure is to assist you in your choice of a suitable fire. It is not intended to be all the information required to install the fire and does not replace the installation manual which provides more detailed information. In the interest of product development Morsø reserves the right to change specifications without prior notice. Overseas Models Shown.

[castworks.com.au](http://castworks.com.au)