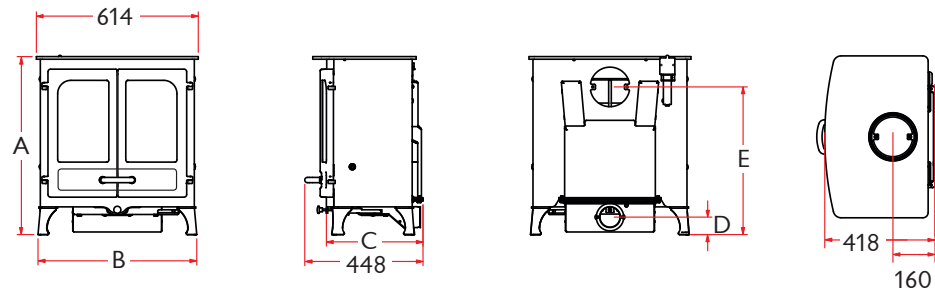





THE ALL NEW **ISLAND II**



The All New Island II is one of our latest additions to the Island range. This redesign of our classic twin door stove has a larger picture window and incorporates our Blu burning technology. This stove burns with an efficiency of over 82% with extremely low smoke particle level of 14mg/m³ (the Ecodesign limit is 40mg/m³). The All New ISLAND II not only meets Defra exemption limits (allowing wood to be burnt cleanly in smoke control areas) but is a vast improvement on the new 2022 Ecodesign standards – a stove for the future.

| |
|---|
| RATED OUTPUT |
| 8kW to room (range 5-11kW) |
| NET EFFICIENCY |
| 82% Wood, 79% Solid Fuel |
| CO EMISSION |
| 0.08% Wood, 0.08% Solid Fuel |
| SMOKE PARTICLE EMISSION |
| 14mg/m³ Wood, 12mg/m³ Solid Fuel |
| FLUE OUTLET |
| Top or Rear 150mm (6") dia |
| MAX LOG LENGTH |
| 480mm (19") |
| MIN DISTANCE TO COMBUSTIBLES |
| Side: 480mm Rear: 500mm With heatshield - Side: 480mm Rear: 170mm |



| | | A | B | C | D | E | WEIGHT |
|--------------------|---|-----|-----|-----|-----|-----|--------|
| LOW LEGS |  | 675 | 602 | 366 | 66 | 560 | 133KG |
| HIGH LEGS |  | 760 | 621 | 330 | 151 | 645 | 134KG |
| STORE STAND |  | 795 | 584 | 299 | 186 | 680 | 140KG |