



KALORA
HEART OF THE HOME

Accent

INBUILT ANY WAY YOU LIKE



2023 Product Brochure

kalora

HEART OF THE HOME

Our mission at Kalora is to bring heating back to the realms of affordability with a high quality product that is designed to fit as comfortably in the contemporary stylings of a modern environment as it is in a traditional country homestead.

The team at Kalora have extensive experience designing, manufacturing and supplying quality heating appliances to Australian's for over 60 years. The Kalora range is the result of a collaborative effort to produce one of the most efficient, environmentally friendly heating ranges ever to be sold in the Australian market.

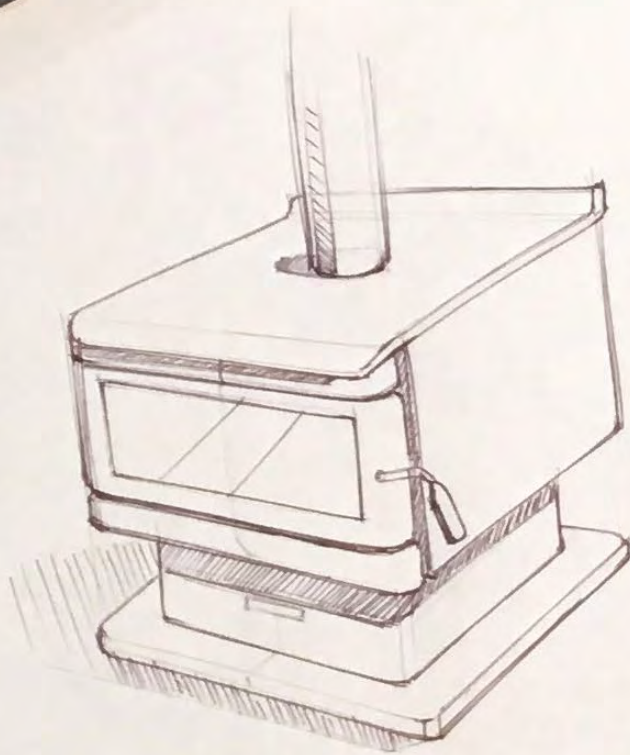
Designed and manufactured in our state of the art, world class facility each Kalora appliance is constructed and finished in the highest quality materials available. We combine high tech industrial design, robotic technology and quality materials to ensure years of "hassle free heating" with the backing of a 15 year firebox warranty on selected Kalora appliances.



designed

AND BUILT TO LAST

- ✔ Kalora's range of radiant and fan forced convection wood fires are engineered to efficiently heat homes up to 32 squares.
- ✔ All Kalora wood fired appliances meet or exceed the 2019 Australian Standards for emissions and efficiency.





striving towards

A SUSTAINABLE FUTURE

KALORA IS COMMITTED TO ENVIRONMENT SUSTAINABILITY AND PROMOTES THE USE OF RENEWABLE ENERGY.

We support good forestry practices and ongoing improvements in wood burning stoves and heaters that use firewood. Firewood serves an important role in Australia's domestic heating sector and is an affordable heating option for many families.

As a renewable fuel source sustainability sourced firewood does not add to a net greenhouse gas production; in fact International pressure to reduce greenhouse gas emissions are highlighting wood fired appliances as a key contributor to them achieving their emission targets.

When sustainably managed, firewood recycles carbon from the atmosphere. Firewood plantations can also serve other ecologically desirable functions including wastewater treatment, salination reduction, erosion control, wildlife habitat and aesthetics.

Using firewood to heat your home is the most sustainable form of heating and far more efficient and environmentally friendly alternative to electric heating which relies on base load power generated by coal fueled power stations.



425R





Perfect for a cottage, holiday house or shed/man cave, the Kalora 425R is a compact radiant wood fire that delivers an impressive 15.6kW output to warm spaces up to 140m².

This traditional design comes with high-temperature resistant glass that incorporates the 'Clearview' air wash system and a robust firebrick-lined 5mm firebox that comes with a 10-year warranty.

Warmth, with the environment in mind, the 425R continues the Kalora tradition with a dedicated focus on low emissions, high performance and sustainability.

For smaller areas needing big warmth, it's the Kalora 425R that'll do the job.

TECHNICAL DETAILS

-  Heat up to 140m²
-  Firebox: 375w x 330d x 350h
-  Radiant heating - no fan
-  Heater: 500w x 470d x 735h
-  5mm heavy duty firebox
-  Radiant cooking surface

WHAT YOU WILL NEED

FLUE KIT OPTIONS

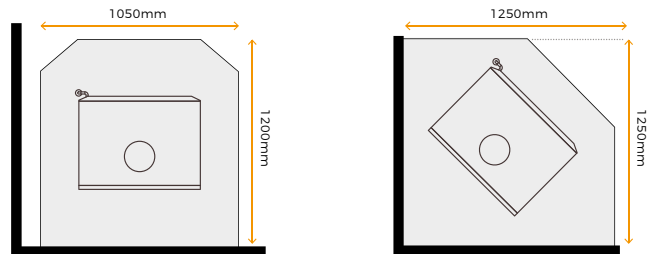
- Default matte black flue kit SG010400034
- Default black mesh flue kit FFK64M2

ROOF FLASHING OPTIONS

- Metal Roof Flashing FF036
- Tile Roof Flashing FF037


Please note: All wood heaters must be installed by a qualified person whose work conforms with local council regulations, Australian/New Zealand standards (AS/NZS 2918:2018) & manufacturers recommendations.

HEARTH OPTIONS: Straight 1050mm x 1200mm Corner 1250mm x 1250mm




MUST HAVES

Complete your setup with a comprehensive range of Forge-designed fireside accessories, cleaning, and maintenance products.



Forge Geo Flex Wood Storage



Forge Heritage Fire Tool Set



Forge Exo Fan



Forge Moisture Meter

TIPS

- ✓ The 425R, being a compact radiant heater that isn't fan-forced, can be enhanced by adding the Forge Exo Fan that will help to gently circulate heat throughout your living space.
- ✓ Like all free-standing wood fires, the Kalora 425R needs to sit on an appropriate non-combustible base to protect your floors. Kalora has multiple hearth options in store to suit your requirement - ready for easy installation.
- ✓ Maintain the quality of wood fire by assuring that your firewood is properly cured for at least 12 months. But if you're not sure, the Forge Moisture Meter can tell you if your wood is ready to burn. We recommend a moisture content of less than 20%..
- ✓ Adding a Forge Geo Flex wood storage will help to keep the firewood dry while having the convenience of not running out mid-burn..
- ✓ Heating up to 140m², this small sized heater generates a massive amount of heat, so much that you can use the top surface for soups, stews, boiling the kettles or percolating your favorite Italian coffee.

 **KALORA**

500C



500C

Traditional with a touch of elegance.

The Kalora 500C gives you that traditional look and functionalities of a wood heater with added features of rounded corners on the pedestal and door, finishing with timber handles and stainless-steel top grill making it a fine addition to your home.

Maintaining a large heavy-duty firebox accommodating up to a 400mm log, large glass viewing area with the Clearview air wash system helping to keep the glass clean for enjoying that roaring fire with a 3-speed fan to help circulate up to 200sqm of beautiful and efficient heat.

We supply the heater, you supply the wood, keep warm this winter and enjoy your Kalora wood heater!

TECHNICAL DETAILS

-  Heat up to 200m²
-  Firebox: 500w x 360d x 300h
-  Convection heating - fan forced
-  Heater: 672w x 490d x 720h
-  5.5mm heavy duty firebox

WHAT YOU WILL NEED

FLUE KIT OPTIONS

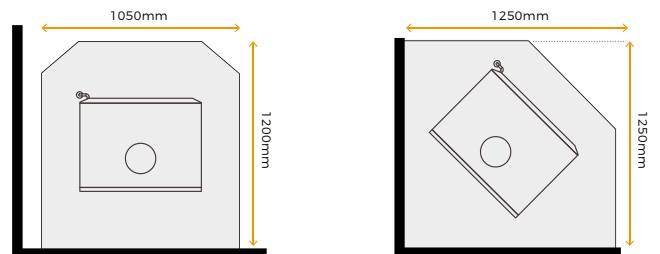
- Default matte black flue kit SG010400034
- Default black mesh flue kit FFK64M2

ROOF FLASHING OPTIONS

- Metal Roof Flashing FF036
- Tile Roof Flashing FF037

Please note: All wood heaters must be installed by a qualified person whose work conforms with local council regulations, Australian/New Zealand standards (AS/NZS 2918:2018) & manufacturers recommendations.

HEARTH OPTIONS: Straight 1050mm x 1200mm Corner 1250mm x 1250mm




MUST HAVES

Complete your setup with a comprehensive range of Forge-designed fireside accessories, cleaning, and maintenance products.



Forge 500 Hexagon Wood Storage



Forge Iron Grey Fire Tool Set



Forge Dry Glass Cleaner



Forge Large Safety Guard

TIPS

- ✓ The Kalora 500C comes standard with a 3-speed fan-forced convection wood fire is perfect for heating multiple living spaces, up to 200m².
- ✓ Generally, a fan-forced convection wood fire will have minimal clearance requirements which makes it more likely to be installed in a location that's perfect for you.
- ✓ Keeping the glass clean is made easy by using the specially formulated non-scratch Forge Dry Glass Cleaner. That, combined with our 'Clearview' air was system ensures a perfect view of a roaring fire.
- ✓ Having a good quality Forge Iron Grey Fire Tool Set will help moving logs around and cleaning out the ashes, keeping the fire burning efficiently.
- ✓ Where there's the possibility of children or pets playing unsupervised, please consider adding a Forge Safety Guard to the mix.



500BX

Everything that the 500C can do, the 500BX can do... but with a little more height and a built-in wood storage! This medium-size, fan-forced convection wood fire, engineered to effectively heat living spaces up to 200m². Because of its minimum clearance requirements, the Kalora 500BX is ideal for compact environments where space is limited. The 500BX comes equipped with a 3-speed electric fan that allows you to choose just how warm you want to be at any given moment.

The firebox is constructed from 5.5mm heavy-duty steel and comes with an 8mm easyfit baffle plate and will accommodate logs up to 400mm in length to maintain a longer burn throughout the night. The Kalora 500BX also incorporates the 'Clearview' air wash system, which helps prevent blackening of the glass and cuts down on cleaning maintenance. So, if you're looking for a wood fire solution that looks great, can heat a 200m² area efficiently and has low emissions, there's no better choice than a 500BX.

TECHNICAL DETAILS

-  Heat up to 200m²
-  Firebox: 500w x 360d x 300h
-  Convection heating - fan forced
-  Heater: 672w x 490d x 852h
-  5.5mm heavy duty firebox
-  In-built wood storage

WHAT YOU WILL NEED

FLUE KIT OPTIONS

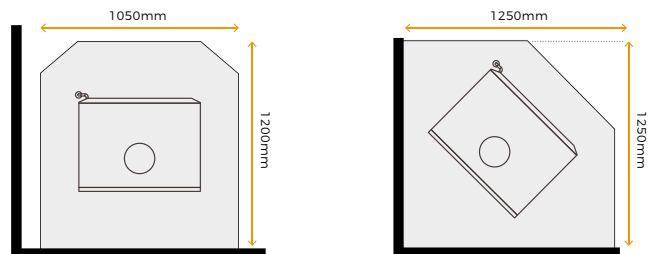
- Default matte black flue kit SG010400034
- Default black mesh flue kit FFK64M2

ROOF FLASHING OPTIONS

- Metal Roof Flashing FF036
- Tile Roof Flashing FF037

Please note: All wood heaters must be installed by a qualified person whose work conforms with local council regulations, Australian/New Zealand standards (AS/NZS 2918:2018) & manufacturers recommendations.

HEARTH OPTIONS: Straight 1050mm x 1200mm Corner 1250mm x 1250mm




MUST HAVES

Complete your setup with a comprehensive range of Forge-designed fireside accessories, cleaning, and maintenance products.



Forge Urban XL Wood Storage



Forge Mahogany Fire Tool Set



Forge Moisture Meter



Forge Rope Seal Kit

TIPS

- ✓ The 500BX has all the main benefits of the 500C plus more, comes standard with a 3-speed fan, a convection wood fire is perfect for heating multiple living spaces, up to 200m².
- ✓ Generally, a fan-forced convection wood fire will have minimal clearance requirements which make an easy choice for most installations.
- ✓ With the added benefit of the built in wood storage keeping the wood right where you need it nice and dry and ready to burn.
- ✓ The Forge Moisture Meter is designed for measuring the moisture content of Australian hardwoods will ensure a cleaner more efficient burn reducing the blackening of the glass.
- ✓ Need another feature in the room? Add a Forge Urban XL wood storage giving you that modern contemporary look.



600C

The big brother in the Kalora range, the Kalora 600C is a large and superbly styled convection wood-burning fan-forced convection wood fire engineered to heat up to 32 squares (300m²).

It's perfect for use in large open-plan homes and commercial spaces such as pubs, clubs and showrooms where ambience is paramount. It also comes equipped with a 3-speed electric fan that allows you to push all that heat around the living or commercial spaces as you see fit. The firebox is massive and can fit logs up to half a meter in length. The 600C also incorporates the 'Clearview' air wash system, which helps prevent blackening of the glass and cuts down on cleaning maintenance.

So, if you're up for some big heat this winter, the Kalora 600C is your solution.

TECHNICAL DETAILS



Heat up to 300m²



Firebox: 600w x 400d x 360h



Convection heating - fan forced



Heater: 772w x 560d x 792h



5.5mm heavy duty firebox



In-built wood storage

WHAT YOU WILL NEED

FLUE KIT OPTIONS

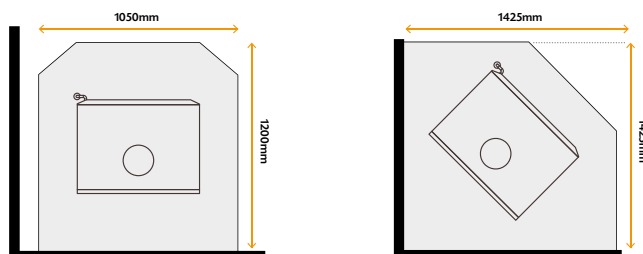
Default matte black flue kit SG010400034
Default black mesh flue kit FFK64M2

ROOF FLASHING OPTIONS

Metal Roof Flashing FF036
Tile Roof Flashing FF037

Please note: All wood heaters must be installed by a qualified person whose work conforms with local council regulations, Australian/New Zealand standards (AS/NZS 2918:2018) & manufacturers recommendations.

HEARTH OPTIONS: Straight 1050mm x 1200mm
Corner 1425mm x 1425mm



MUST HAVES

Complete your setup with a comprehensive range of Forge-designed fireside accessories, cleaning, and maintenance products.



Forge Oblique Wood Storage



Forge Ellipse Fire Tool Set



Forge Easy Soot Remover



Forge 6" Flue Brush

TIPS

- ✓ This large fire box of the Kalora 600C has the capacity of burning a massif 500mm length of logs helping to produce an amazing heating capacity of up to 300m² complete with a 3-speed fan this heater is perfect for heating up a large open spaces or multiple living area within a household. The 600C is the home's perfect primary source of heat.
- ✓ When loading perfectly seasoned firewood logs into your firebox, ensure to lay them front to back. This allows air to flow between the logs which will result in a longer, cleaner and more efficient burn.
- ✓ Reduce the amount of wood fire emissions in the atmosphere by regularly using Forge easy soot remover. When burnt, the safe organic ingredients cleans the glass and the flue system which in turn increases the wood fire's efficiency.
- ✓ For that annual clean use, the Forge 6" flue brush ensuring a cleaner safer and more efficient burning fire.



600BX

The big brother in the Kalora range, the Kalora 600BX gives you more than just a wood heater with classical design features like Stainless Steel highlights, oak finish handles and a 3-speed fan to help circulate up to 300sqm of heat.

The 600BX has a massive firebox and is perfect for use in large open-plan homes and commercial spaces such as pubs, clubs and showrooms where ambience is paramount.

Kalora has taken 600BX to the next level of convenience by adding wood storage within the unit so you'll not need to go out into the cold every time you need firewood.

The Kalora 600BX wood stacker, big heat and firewood where and when you need it.

TECHNICAL DETAILS



Heat up to 300m²



Firebox: 600w x 400d x 360h



Convection heating - fan forced



Heater: 772w x 565d x 890h



5.5mm heavy duty firebox

WHAT YOU WILL NEED

FLUE KIT OPTIONS

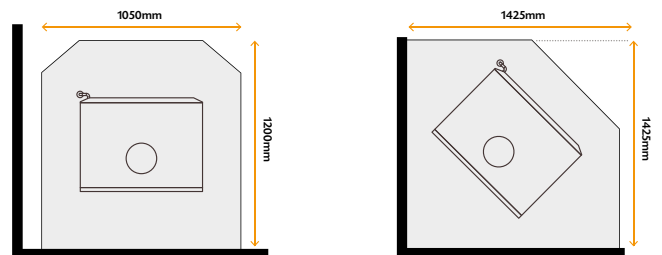
Default matte black flue kit SG010400034
Default black mesh flue kit FFK64M2

ROOF FLASHING OPTIONS

Metal Roof Flashing FF036
Tile Roof Flashing FF037

Please note: All wood heaters must be installed by a qualified person whose work conforms with local council regulations, Australian/New Zealand standards (AS/NZS 2918:2018) & manufacturers recommendations.

HEARTH OPTIONS: Straight 1050mm x 1200mm
Corner 1425mm x 1425mm




MUST HAVES

Complete your setup with a comprehensive range of Forge-designed fireside accessories, cleaning, and maintenance products.



Forge Geo Flex Wood Storage



Forge Iron Grey Fire Tool Set



Senotherm Metallic Black Paint



Forge fireplace gloves

TIPS

- ✓ This 600BX large Fan-forced convection wood fire is perfect for heating up large open spaces or multiple living spaces within a household. The 600BX is the home's perfect primary source of heat.
- ✓ When loading perfectly seasoned firewood logs into your firebox, ensure to lay them front to back. This allows air to flow between the logs which will result in a longer, cleaner and more efficient burn.
- ✓ With a large capacity firebox, having extra logs handy is easy with the added feature of a built-in wood storage. By adding the Forge Geo-Flex Wood Storage as well, you'll have enough wood to operate your 600BX comfortably over a cold winter's weekend.
- ✓ When keeping your hands clean and safe from hot surfaces, the Forge Fireplace Gloves are a must have.
- ✓ Touch up any scratches and knocks on your 600BX with the specially formulated 'Senotherm' Metallic Black high temp paint.












Fusion

Whether it's a wood-fired pizza out on the deck on a sunny autumn Sunday, or the primary source of heat for your small-to-mid-sized home, the Kalora Fusion wood fire and cooking appliance is the perfect off-the-grid solution for heating, cooking and to supplement your solar hot water in winter with the addition of a hot water boiler (optional).

It comes with a large baking oven and a cook top to match. The hot plates are removable so you can do some open flame cooking and the oven itself is temperature controlled, has two removable trays and a heat shield that can be removed to take that heat all the way up. The Fusion is also fitted with high temperature resistant glass and incorporates the 'Clearview' air wash system, which helps prevent blackening of the glass and cuts down on cleaning maintenance.

So, if you're wanting to keep warm and cook up a storm, the Kalora Fusion wood fire is the one for you.

TECHNICAL DETAILS

- | | | |
|--|---|---|
|  Heat up to 200m ² |  Firebox: 430w x 310d x 390h |  Optional hot water jacket |
|  Radiant heating - no fan |  Heater: 650w x 609d x 861h |  Radiant cooking surface |
|  5mm heavy duty firebox |  Oven: 420w x 365d x 225h |  Large baker's oven |

WHAT YOU WILL NEED

FLUE KIT OPTIONS

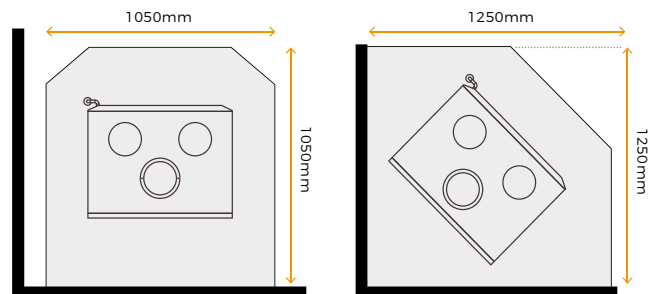
- Default matte black flue kit SG010400034
 Default black mesh flue kit FFK64M2

ROOF FLASHING OPTIONS

- Metal Roof Flashing FF036
 Tile Roof Flashing FF037

Please note: All wood heaters must be installed by a qualified person whose work conforms with local council regulations, Australian/New Zealand standards (AS/NZS 2918:2018) & manufacturers recommendations.

HEARTH OPTIONS: Straight 1050mm x 1050mm Corner 1250mm x 1250mm



MUST HAVES

Complete your setup with a comprehensive range of Forge-designed fireside accessories, cleaning, and maintenance products.



Forge Urban XL Wood Storage



Forge Valyrian Fire Tool Set



Forge Moisture Meter



Forge Exo Fan

TIPS

- ✓ The Fusion is the perfect wood fire for regional locations. Popular with customers wanting a cooking or off-the-grid option.
- ✓ Get the best stove top cooking results from your Fusion, by using camping style heavy, well-seasoned cast iron pots and pans.
- ✓ To keep your Fusion in optimum condition, use the supplied heavy duty wire cleaning brush prior to winter to remove any internal built up of soot and creosote.
- ✓ The Fusion is the only wood fire that supports a Hot Water Jacket so you can hook it up to a vented hot water system. (see manual for further details as it cannot be connected to mains pressure water)
- ✓ The Fusion uses liners in the firebox to radiate heat more effectively, some flex and bend in these are normal and only require replacement when 1mm of material is left.
- ✓ Keep the heat up for that pizza, get the Forge Urban XL wood storage extra dry wood ready to burn.









Accent

The Kalora Accent combines contemporary styling and excellent performance in a mid-sized, in-built wood fire that is perfect for heating indoor areas up to 280m².

Designed to support a multiple mounting solution, the Accent can be installed in most existing masonry fireplaces, or as an optional 'mid' or 'floor' mount solution in to purpose-built wall cavities using the Kalora Zero Clearance Box.

The Accent's deceptively large firebox is lined back, sides and base with silica firebricks to capture and retain the heat, warming your area for longer. The compact design is set off with a large door window that provides a wonderful view of the flames inside, and for the mid wall mount and floor mount options, the Kalora Accent comes with custom fascias to perfectly offset the unit's stylish design.

TECHNICAL DETAILS

-  Heat up to 280m²
-  Firebox: 600w x 365d x 374h
-  To suit mid or floor mount install
-  Heater: 672w x 480d x 592h
-  Zero clearance option
-  5.5mm heavy duty firebox

WHAT YOU WILL NEED

INBUILT MASONRY CAVITY INSTALL

6" 4M Inbuilt Flue Kit SCFK64MINB

INBUILT TIMBER STUD CAVITY INSTALL

Zero Clearance Box SG010400052
Triple Skin Zero Clearance Flue Kit SCFKZCB06

ROOF FLASHING OPTIONS

Metal Roof Flashing FF036
Tile Roof Flashing FF037

FASCIA DIMENSIONS

Mid-mount 769w x 15d x 649h
Floor-mount 769w x 15d x 629h


HEARTH OPTIONS

Custom Straight : 1050w x 550d x 30h

Please note: All wood heaters must be installed by a qualified person whose work conforms with local council regulations, Australian/New Zealand standards (AS/NZS 2918:2018) & manufacturers recommendations.

MUST HAVES

Complete your setup with a comprehensive range of Forge-designed fireside accessories, cleaning, and maintenance products.



Forge Geo Flex Wood Storage



Forge Valyrian Fire Tool Set



Forge Moisture Meter



Forge Fireplace Gloves

TIPS

- ✓ The Kalora Accent brings together the best attributes of previous Kalora inbuilt models. It introduces a deeper wider glass panel for better visibility, good heat output and low emissions therefore a great upgrade from an old inefficient open fireplace. This will aid in reducing your annual heating bill.
- ✓ To secure your warranty, take note or a photo of the compliance plate on the rear of an inbuilt wood fire prior to installation.
- ✓ The Accent is the perfect inbuilt option for wall cavity and masonry fireplace installations. Contact your installer for advice when installing around combustible materials, for installation compliance you must always use the Kalora Zero Clearance Box and Triple Skin Zero Clearance Flue Kit.
- ✓ Installers need to double-check all installation requirements. If unsure, call for tech help on 1300 HEATER.



Sorrento

Enhance your home with a beautifully crafted, elegant Kalora Sorrento.

Inspired by winter's spent on the Mornington Peninsula, Sorrento embodies the "heart of the home" philosophy with beach side themed flame media encased in an expansive firebox lined with high gloss reflective panels, a glass primary shield and framed in your choice of a beautiful black or (optional) stunning stainless one piece fascia.

Engineered to a precise specification this space heating appliance comes with a fully programmable remote control, is 4 star rated and offers four alternative burn media options.

TECHNICAL DETAILS

- | | | |
|--|--|---|
|  Heat up to 90m ² |  Black & stainless fascia options |  Average efficiency 79% |
|  To suit mid or floor mount install |  4 decorative media options |  Thermostatic control
(7 day programming) |
|  Fascia 1245w x 620h |  High gloss reflective firebox liners |  Dual multi speed fans |
| | |  Remote control
(Included with appliance) |

CHOOSE YOUR FASCIA



Beautiful Black Fascia (included)



Stunning Stainless Fascia (optional)

CHOOSE YOUR MEDIA

With Sorrento's range of options you can create a truly personal statement customised by you and tailored to your own individual taste.



Driftwood, pebbles and glass
(Included)



Pebbles and glass



Driftwood, pebbles and coal effect



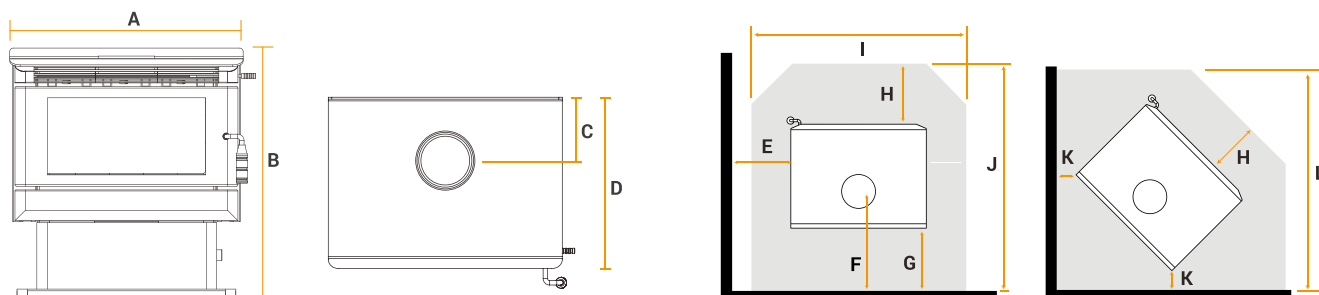
Pebbles and coal effect

TIPS

- ✓ Impress your nearest and dearest by controlling your Kalora Sorrento through your mobile phone or tablet. The optional WiFi app includes flame heights adjustments, and the ability to switch the heater on and off.
- ✓ Truly create your own atmosphere by selecting from our range of media options to custom-fit the Sorrento to your taste.
- ✓ Install the Sorrento near a ceiling fan to push the warm air around the house more evenly.
- ✓ Program the operation of the Sorrento up to seven days in advance.
- ✓ Interchange the Sorrento fascia's to suit your seasonal aesthetic.

Freestanding

Unit Size and Clearances (mm)

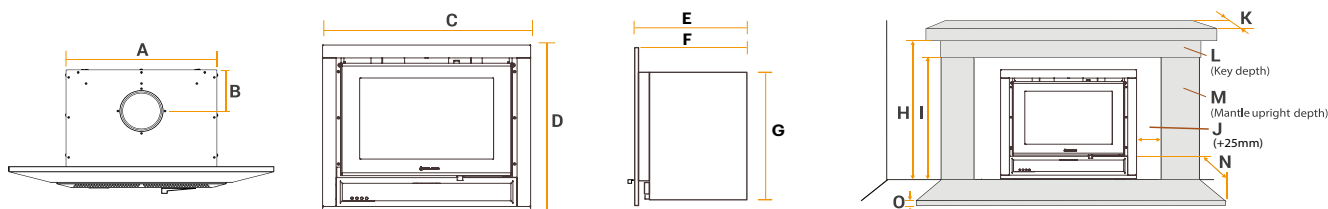


	A	B	C	D	E	F	G	H	I	J	K	L
Kalora 425R	500	735	120	470	625	470	275	350	745	1005	385	1115
Kalora 500C	672	720	197	490	250	347	150	450	900	1070	100	1020
Kalora 500BX Woodstack	672	852	197	490	250	347	150	450	900	1070	100	1020
Kalora 600C	772	792	205	560	250	355	150*	300	1000	1000	100	950
Kalora 600BX Woodstack	772	890	205	565	250	355	* 150	300	1000	1000	100	950
Kalora Fusion	650	860	120	609	400	290	170	300	818	994	200	1024

* When installed with an additional 900mm x 180° stainless steel flue shield between the active flue and decorative mesh casing

Accent inbuilt

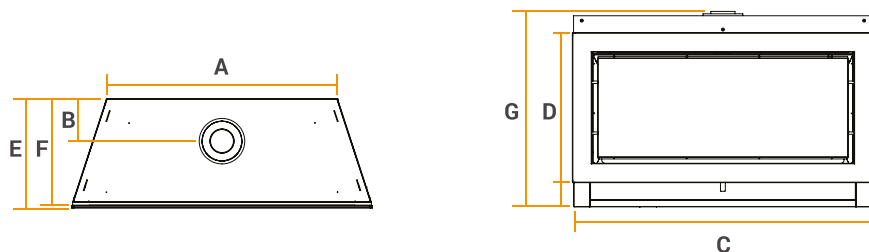
Unit Size and Clearances (mm)



	A	B	C	D	E	F	G	H	I	J	K	L	M	N	O
Kalora Accent	672	167	769	649	495	480	592	1330	1160	70	250	45	45	550	30

Kalora Inbuilt Wood Heaters in a masonry fireplace MUST be fully flued as per recommendations from qualified installer. Kalora Inbuilt Wood Heaters in a timber-frame MUST be installed with a Clearance Box.

Sorrento



	A	B	C	D	E	F	G
Kalora Sorrento	955	175	1234	620	452	440	808

Illustrations and photos reflect typical installations and are for design purposes only. Illustrations/diagrams are not drawn to scale. Actual product may vary from pictures in brochure.

Kalora appliance comparison chart

	Part no	Heating capacity	Emissions	Efficiency	Peak kW rating	Net Weight	Gross weight	Packaged W x D x H
Kalora 425R	KA425R	140m ²	1.5g/kg	63%	15.6kW	95kg	109kg	585 x 585 x 870
Kalora 500C	KA500C	200m ²	1.1g/kg	67%	7.9kW	137kg	156kg	780 x 645 x 880
Kalora 500BX Woodstack	KA500BX2	200m ²	1.1g/kg	67%	7.9kW	160kg	179kg	780 x 650 x 1010
Kalora 600C	KA600C	300m ²	1.3g/kg	62%	10.1W	175kg	200kg	885 x 710 x 965
Kalora 600BX-Woodstack	KA600BX2	300m ²	1.3g/kg	62%	10.1kW	205kg	220kg	890 x 710 x 1075
Kalora Fusion	KAF50	200m ²	-	-	-	231kg	251 kg	770 x 710 x 1070
Kalora Accent	Accent	280m ²	1.4g/kg	61%	12.8kW	133kg	150kg	595 x 850 x 815
Kalora Sorrento	KAGAS10	90m ²	-	79%	-	90kg	110kg	1350 x 585 x 1000

PLEASE NOTE

It is COMPULSORY to have your heater installed by a qualified person whose work conforms to Australian standards, local council regulations and manufacturer's recommendations. Your warranty and any home insurance may be void, on failure to do so.

PROFESSIONAL INSTALLATION

It is a requirement that all Kalora solid fuel and gas appliances are fitted by a qualified, licensed installer whose work complies with local council regulations, Australian standards and manufacturer's specifications. Failure to correctly install is extremely dangerous, will void any warranty claims and may compromise any future insurance claims.

Distributed by
Kalora Pty Ltd

58-60 Access Way,
Carrum Downs, 3201

03 8579 5905

info@kalora.com.au

kalora.com.au

Due to our policy of continuous improvement of our products and services, technical specifications and claims, correct at the time of going to print, may be subject to variation without prior notice. Kalora has endeavoured to ensure that the information in this document is correct and fairly stated, but does not accept liability for any error or omission.

Kalora Pty Ltd accepts no liability whatsoever for their interpretation of AS/NZS 2918-2001, AS/NZS 4012-4013. All heating capacities quoted are based on units tested with quality hardwood. Minimal performance reduction may result due to large glassed areas, vaulted ceilings, draughts or insufficient insulation. We reserve the right to alter specifications without

notice. The images depicted in this brochure are digitally produced for display purposes only and are not representative of the standard required to meet warranty specification. The effectiveness and performance of the overnight burning is influenced significantly by individual installation and environmental conditions and the quality of fuel used.